

**Home > North Carolina 2010 > Candidates > FOLWELL, DALE ROBBINS**

[Overview](#) | [Candidates](#) | [Contributors](#) | [Ballot Measures](#) | [Party Committees](#) | [Lobbyists](#) | [Lobbyist Clients](#) | [Data Sources](#)

Candidate Summary**FOLWELL, DALE ROBBINS (Career Profile)**Office: **HOUSE**District: **074**Party Affiliation: **REPUBLICAN**Incumbency Status: **Incumbent**Election Status: **Won**General Election Votes: **17,475**

Legislative Committees:

[Appropriations \(House Committee\)](#)
[Commerce and Job Development \(House Committee\)](#)
[Energy and Energy Efficiency \(House Committee\)](#)
[Finance \(House Committee\)](#)
[Government \(House Committee\)](#)
[Insurance \(House Committee\)](#)
[Judiciary II \(House Committee\)](#)
[Pensions and Retirement \(House Committee\)](#)
[Rules, Calendar, and Operations of the House \(House Committee\)](#)
[State Personnel \(House Committee\)](#)
[Subcommittee on Business and Labor \(House Committee\)](#)
[Subcommittee on General Government \(House Committee\)](#)
[Subcommittee on Pre-School, Elementary and Secondary Education \(House Committee\)](#)

Disclosure Reports Collected:**10/12****[See the Grid](#)**Total Raised to Date: **\$20,281**Records: **49** ([See all Records](#))[General Election Results for this Race](#)[return to top](#)

Top Contributors**TABLE 1: Top 20 Contributors**

Contributor	Total	% of Total	Sector	
BANK OF AMERICA	\$1,250	6.16%	Finance, Insurance & Real Estate	See Records
CSX TRANSPORTATION	\$1,000	4.93%	Energy & Natural Resources	See Records
NORTH CAROLINA MEDICAL SOCIETY	\$1,000	4.93%	Health	See Records
RJ REYNOLDS TOBACCO	\$1,000	4.93%	General Business	See Records
PROGRESS ENERGY	\$1,000	4.93%	Energy & Natural Resources	See Records
DUKE ENERGY	\$1,000	4.93%	Energy & Natural Resources	See Records
CRAIG, MARK & BARRINGER, JASIE	\$1,000	4.93%	Agriculture	See Records
NORTH CAROLINA PORK COUNCIL	\$1,000	4.93%	Agriculture	See Records
PARKER, DAVID C & HEATHER L	\$1,000	4.93%	Uncoded	See Records
NORTH CAROLINA ASSOCIATION OF INSURANCE & FINANCIAL ADVISORS	\$1,000	4.93%	Finance, Insurance & Real Estate	See Records
MANUFACTURERS & CHEMICAL INDUSTRY COUNCIL OF NORTH CAROLINA	\$500	2.47%	General Business	See Records
MCGUIREWOODS	\$500	2.47%	Lawyers & Lobbyists	See Records
NORTH CAROLINA PETROLEUM & CONVENIENCE MARKETERS	\$500	2.47%	Energy & Natural Resources	See Records
LOWE, JAMES E & ANN W	\$500	2.47%	Uncoded	See Records
NORTH CAROLINA BEER & WINE WHOLESALERS ASSOCIATION	\$500	2.47%	General Business	See Records
NORTH CAROLINA ASSISTED LIVING ASSOCIATION	\$500	2.47%	Health	See Records
LOWE, JAMES E & ANN W	\$500	2.47%	Uncoded	See Records
NATIONWIDE	\$500	2.47%	Finance, Insurance & Real Estate	See Records
NORTH CAROLINA HOME BUILDERS ASSOCIATION	\$500	2.47%	Construction	See Records
NORTH CAROLINA DENTAL SOCIETY	\$500	2.47%	Health	See Records

TABLE 2: Top 15 Industries

Top Industries	Total
Health Professionals	\$2,150
Commercial Banks	\$1,750
Insurance	\$1,500
Hospitals & Nursing Homes	\$1,500
Agricultural Services & Products	\$1,000
Tobacco companies & tobacco product sales	\$1,000
Railroads	\$1,000

Top Industries	Total
Electric Utilities	\$1,000
Livestock	\$1,000
Miscellaneous Energy	\$1,000
Lawyers & Lobbyists	\$750
Home Builders	\$750
Retired	\$650
Automotive	\$500
Oil & Gas	\$500

[return to top](#)

Contributions by Economic Interest

FIGURE A: Sector Breakdown

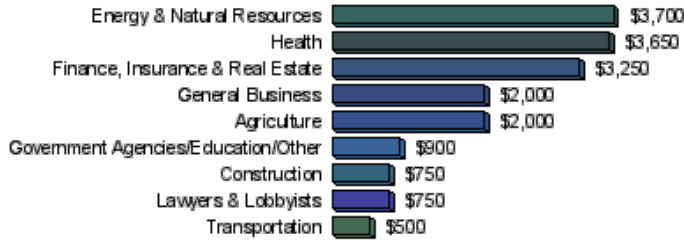


TABLE 3: Contributions

Sector	Records	Total	% of Total
<input type="checkbox"/> Agriculture	3	\$2,000	9.86%
<input type="checkbox"/> Construction	2	\$750	3.70%
<input type="checkbox"/> Energy & Natural Resources	6	\$3,700	18.24%
<input type="checkbox"/> Finance, Insurance & Real Estate	6	\$3,250	16.02%
<input type="checkbox"/> General Business	3	\$2,000	9.86%
<input type="checkbox"/> Government Agencies/Education/Other	5	\$900	4.44%
<input type="checkbox"/> Health	7	\$3,650	18.00%
<input type="checkbox"/> Lawyers & Lobbyists	3	\$750	3.70%
<input type="checkbox"/> Non-Contributions	3	\$36	0.18%
<input type="checkbox"/> Transportation	1	\$500	2.47%
<input type="checkbox"/> Uncoded	6	\$2,600	12.82%
<input type="checkbox"/> Unitemized Contributions	4	\$145	0.71%
Total:	49	\$20,281	100%

[View Selected Contributions](#)

[View All Contributions](#)

[return to top](#)

Contributions by Contributor Type

FIGURE B: Contributor Type Breakdown

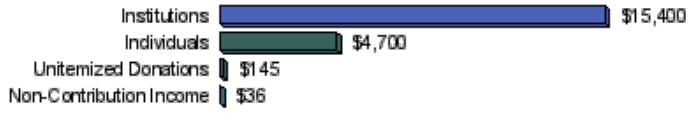
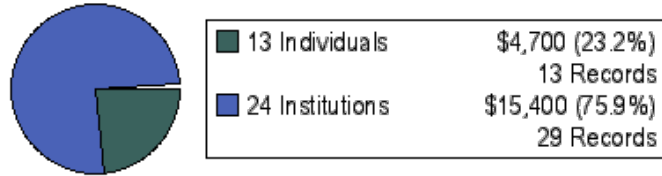


FIGURE C: Individual Vs. Institutional



[return to top](#)

Contributions by Geographic Location

FIGURE D: Location Breakdown

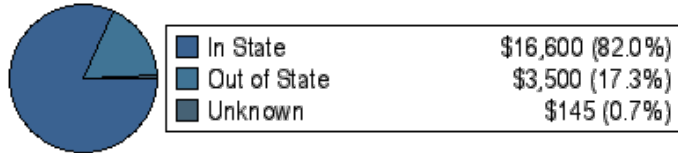


TABLE 4: Top 15 Cities

View by :
City, State

City	State	Zip	Total
Raleigh, NC			\$8,800
Winston Salem, NC			\$2,600
Wilmington, DE			\$1,250
Greensboro, NC			\$1,250
Washington, DC			\$1,000
Cary, NC			\$1,000
Charlotte, NC			\$1,000
Pfafftown, NC			\$1,000
Garner, NC			\$650
Columbus, OH			\$500
Richmond, VA			\$500
Ocean Isle Beach, NC			\$300
Columbia, SC			\$250

[return to top](#)

<http://www.followthemoney.org/database/StateGlance/candidate.phtml?c=122831>

833 N. Last Chance Gulch -- Helena, MT 59601

Phone: (406) 449-2480 | (406) 457-2091 (fax)

© Copyright 1999-2011 National Institute on Money in State Politics

Content on this site is licensed under a [Creative Commons Attribution-Noncommercial-Share Alike 3.0 United States License](#) by the National Institute on Money in State Politics.