



[Home](#) > [Getting Started](#) > MCCOMAS, DANNY

Candidate Summary

MCCOMAS, DANNY

TABLE 1: Elections

Details	State	Year	Office	Election Status	Party	Incumbency Status	Total
See Details	NC	2010	HOUSE DISTRICT 019	Won	REPUBLICAN	Incumbent	\$137,725
See Details	NC	2008	HOUSE DISTRICT 019	Won	REPUBLICAN	Incumbent	\$89,228
See Details	NC	2006	HOUSE DISTRICT 019	Won	REPUBLICAN	Incumbent	\$143,817
See Details	NC	2004	HOUSE DISTRICT 019	Won	REPUBLICAN	Incumbent	\$221,075
See Details	NC	2002	HOUSE DISTRICT 019	Won	REPUBLICAN	Incumbent Running For Open Seat	\$84,580
See Details	NC	2000	HOUSE DISTRICT 013	Won	REPUBLICAN	Incumbent	\$98,399
See Details	NC	1998	HOUSE DISTRICT 013	Won	REPUBLICAN	Incumbent	\$77,353
See Details	NC	1996	HOUSE DISTRICT 013	Won	REPUBLICAN	Unknown	\$177,356
Grand Total							\$1,029,533

[return to top](#)

Industry Profile



Noteworthy Contributors are contributors that give in multiple states, are significant within their home state, or belong to a national organization with activity in multiple states. Contribution totals listed include contributions to this candidate for election cycles in the listed years.



Results: 1-50 of 102
Page: 1 [2](#) [3](#)



TABLE 2: Noteworthy Contributors to MCCOMAS, DANNY

Noteworthy Contributor	Years	Records	↓Total↓
NORTH CAROLINA MEDICAL SOCIETY <i>Health Professionals</i>	2004-2010	9	\$28,250
WILMINGTON ANESTHESIOLOGISTS <i>Uncoded</i>	2004-2010	22	\$25,786
CITIZENS FOR HIGHER EDUCATION <i>Education</i>	2004-2010	6	\$22,000
PROGRESS ENERGY <i>Electric Utilities</i>	2004-2010	11	\$16,200
NORTH CAROLINA ASSOCIATION OF REALTORS <i>Real Estate</i>	2004-2010	8	\$13,000
BANK OF AMERICA <i>Commercial Banks</i>	2004-2010	10	\$12,500
DUKE ENERGY <i>Miscellaneous Energy</i>	2004-2010	8	\$12,000
BRANCH BANKING & TRUST CORP <i>Commercial Banks</i>	2004-2010	7	\$9,000
NATIONWIDE <i>Insurance</i>	2004-2010	9	\$9,000
NORTH CAROLINA TRUCKING ASSOCIATION <i>Trucking</i>	2004-2010	7	\$9,000
NORTH CAROLINA HOSPITAL ASSOCIATION <i>Hospitals & Nursing Homes</i>	2004-2010	7	\$7,500
BELLSOUTH <i>Telecom Services & Equipment</i>	2004-2006	4	\$7,000
GLAXOSMITHKLINE <i>Pharmaceuticals & Health Products</i>	2004-2010	7	\$7,000
NORTH CAROLINA DENTAL SOCIETY <i>Health Professionals</i>	2004-2010	12	\$6,750
NORTH CAROLINA AUTO DEALERS ASSOCIATION <i>Automotive</i>	2004-2010	6	\$6,500
NORTH CAROLINA TELEPHONE COOPERATIVE COALITION <i>Telecom Services & Equipment</i>	2004-2010	5	\$6,250
CORNING INC <i>Miscellaneous Manufacturing & Distributing</i>	2004-2010	4	\$5,500
NORTH CAROLINA HOME BUILDERS ASSOCIATION <i>Home Builders</i>	2004-2010	6	\$5,000
NORTH CAROLINA PORK COUNCIL <i>Livestock</i>	2004-2010	6	\$5,000
AT&T <i>Telecom Services & Equipment</i>	2000-2010	8	\$4,750
NORTH CAROLINA BEER & WINE WHOLESALERS ASSOCIATION <i>Beer, Wine & Liquor</i>	2004-2010	7	\$4,500
RJ REYNOLDS TOBACCO <i>Tobacco companies & tobacco product sales</i>	2004-2010	5	\$4,500
WACHOVIA BANK <i>Commercial Banks</i>	2004-2008	6	\$4,500
BLUE CROSS BLUE SHIELD OF NORTH CAROLINA <i>Insurance</i>	2004-2010	7	\$4,150

Noteworthy Contributor	Years	Records	↓Total↓
NORTH CAROLINA BANKERS ASSOCIATION <i>Commercial Banks</i>	2004-2010	6	\$4,100
TIME WARNER <i>TV & Movie Production/Distribution</i>	2004-2010	7	\$4,000
ENTERPRISE RENT-A-CAR <i>Automotive</i>	2004-2010	3	\$3,500
NORTH CAROLINA ASSOCIATION OF INSURANCE & FINANCIAL ADVISORS <i>Insurance</i>	2004-2010	7	\$3,500
CAROLINAS ASSOCIATED GENERAL CONTRACTORS <i>General Contractors</i>	2004-2010	6	\$3,250
PSNC ENERGY <i>Electric Utilities</i>	2004-2010	7	\$3,250
VERIZON <i>Telecom Services & Equipment</i>	2004-2010	5	\$3,150
STATE FARM INSURANCE <i>Insurance</i>	2004-2010	2	\$3,000
WASTE MANAGEMENT <i>Waste Management</i>	2006-2010	4	\$3,000
AMERICAN HOSPITAL ASSOCIATION <i>Hospitals & Nursing Homes</i>	2000-2002	5	\$2,500
CAROLINA ASPHALT PAVEMENT ASSOCIATION <i>Building Materials & Equipment</i>	2004-2010	3	\$2,500
NORTH CAROLINA ASSOCIATION OF CONVENIENCE STORES <i>Oil & Gas</i>	2004-2008	4	\$2,500
FIRST CITIZENS BANK <i>Commercial Banks</i>	2004-2010	5	\$2,100
CSX TRANSPORTATION <i>Railroads</i>	2004-2010	7	\$2,050
ASSOCIATION FOR HOME & HOSPICE CARE OF NORTH CAROLINA <i>Health Services</i>	2004-2010	4	\$2,000
CENTURYLINK <i>Telecom Services & Equipment</i>	2010	2	\$2,000
CONSERVATION COUNCIL OF NORTH CAROLINA <i>Pro-Environmental Policy</i>	2006-2008	3	\$2,000
EASTERN BAND OF CHEROKEE INDIANS <i>Tribal Governments</i>	2006-2010	3	\$2,000
EMBARQ <i>Telecom Services & Equipment</i>	2006-2008	3	\$2,000
HSBC NORTH AMERICA <i>Miscellaneous Finance, Insurance & Real Estate</i>	2004-2006	4	\$2,000
HUNTON & WILLIAMS <i>Lawyers & Lobbyists</i>	2004-2010	4	\$2,000
INTERNATIONAL PAPER <i>Forestry & Forest Products</i>	2006-2010	3	\$2,000
NATIONAL ASSOCIATION OF REALTORS <i>Real Estate</i>	2000-2002	3	\$2,000

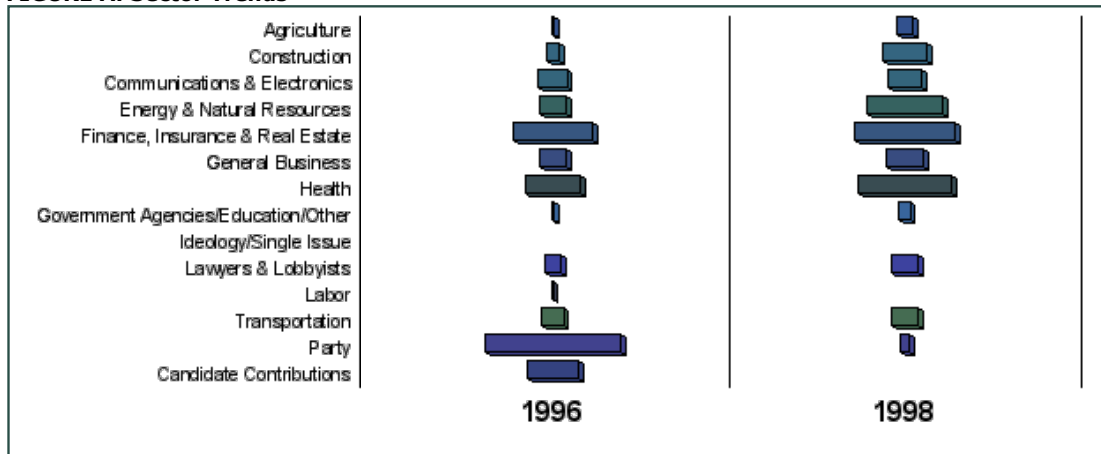
Noteworthy Contributor	Years	Records	↓Total↓
NORTH CAROLINA FARM BUREAU <i>Farm Bureau</i>	2004-2010	4	\$2,000
NORTH CAROLINA FORESTRY ASSOCIATION <i>Forestry & Forest Products</i>	2004-2006	3	\$2,000
NORTH CAROLINA HEALTH CARE FACILITIES ASSOCIATION <i>Hospitals & Nursing Homes</i>	2010	1	\$2,000

1 2 3

TABLE 3: Top 15 All Time Industries

Industry	Total
Health Professionals	\$136,681
Commercial Banks	\$51,100
Real Estate	\$46,400
Lawyers & Lobbyists	\$38,400
Insurance	\$38,001
Telecom Services & Equipment	\$34,250
Electric Utilities	\$33,650
Automotive	\$31,100
Education	\$24,650
Miscellaneous Energy	\$23,150
Party Committees	\$23,147
Hospitals & Nursing Homes	\$18,400
Pharmaceuticals & Health Products	\$16,400
Trucking	\$14,850
Candidate Committees	\$14,750

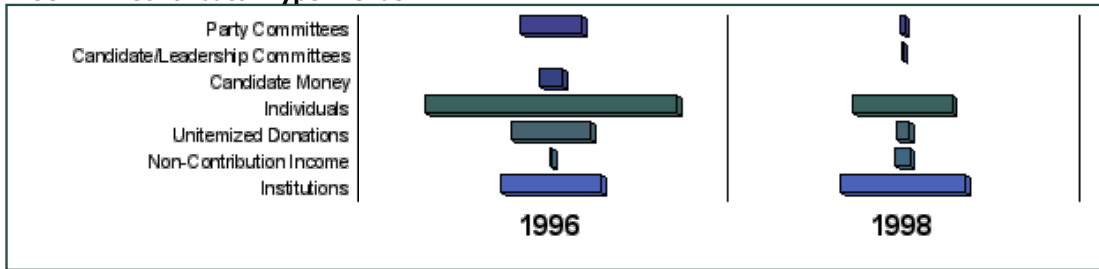
FIGURE A: Sector Trends



[return to top](#)

Contributor Type Profile

FIGURE B: Contributor Type Trends



[return to top](#)

Geographic Profile

FIGURE C: In State/Out of State Trends

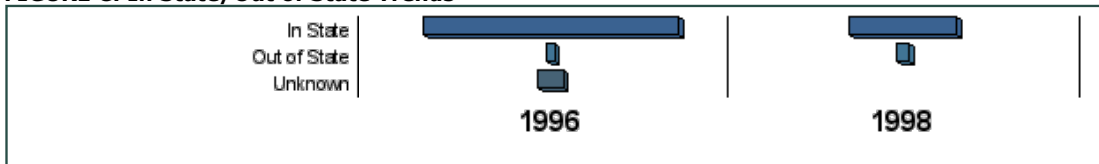


TABLE 4: Top 15 All Time Cities View by : **City** **State** **Zip**

City, State	Total
Wilmington, NC	\$332,628
Raleigh, NC	\$271,419
Charlotte, NC	\$65,150
Washington, DC	\$25,150
Cary, NC	\$21,300
Winston Salem, NC	\$21,050
Asheboro, NC	\$17,150
Wrightsville Beach, NC	\$17,056
Greensboro, NC	\$14,800
Durham, NC	\$14,000
Mint Hill, NC	\$13,000
Atlanta, GA	\$12,789
Wrightsville Beach,	\$11,757
Columbus, OH	\$11,000
Fayetteville, NC	\$9,500

[return to top](#)

<http://www.followthemoney.org/database/uniquecandidate.phtml?uc=16854>

833 N. Last Chance Gulch -- Helena, MT 59601

Phone: (406) 449-2480 | (406) 457-2091 (fax)

© Copyright 1999-2011 National Institute on Money in State Politics

Content on this site is licensed under a [Creative Commons Attribution-Noncommercial-Share Alike 3.0 United States License](#) by the National Institute on Money in State Politics.