



[Home](#) > [Getting Started](#) > BRADLEY JR, GLEN A

### Candidate Summary

BRADLEY JR, GLEN A

**TABLE 1: Elections**

Details	State	Year	Office	Election Status	Party	Incumbency Status	Total
<a href="#">See Details</a>	NC	2010	HOUSE DISTRICT 049	Won	REPUBLICAN	Challenger	\$28,436
<b>Grand Total</b>							<b>\$28,436</b>

[return to top](#)

### Industry Profile



Noteworthy Contributors are contributors that give in multiple states, are significant within their home state, or belong to a national organization with activity in multiple states. Contribution totals listed include contributions to this candidate for election cycles in the listed years.



Results: 1-4 of 4



**TABLE 2: Noteworthy Contributors to BRADLEY JR, GLEN A**

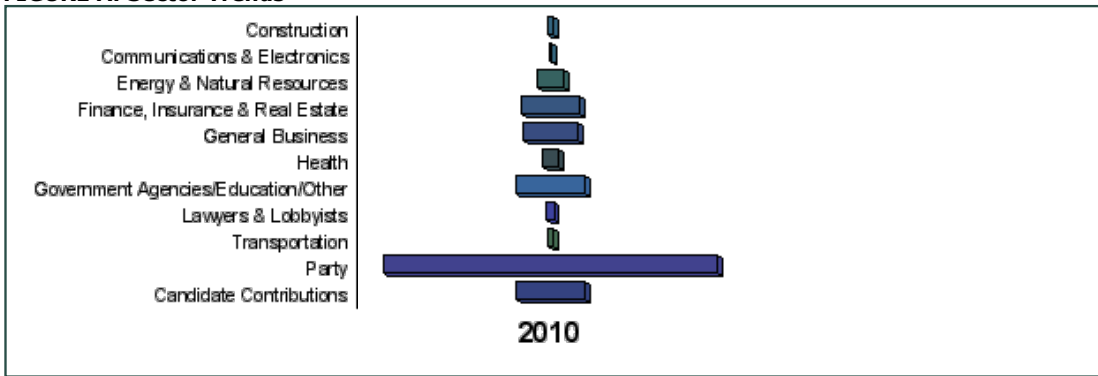
Noteworthy Contributor	Years	Records	↓ Total ↓
<b>NORTH CAROLINA REPUBLICAN PARTY</b> <i>Party Committees</i>	2010	2	\$6,115
<b>NORTH CAROLINA ASSOCIATION OF ELECTRIC COOPERATIVES</b> <i>Electric Utilities</i>	2010	1	\$500
<b>CENTURYLINK</b> <i>Telecom Services &amp; Equipment</i>	2010	1	\$50
<b>WELLS FARGO</b> <i>Commercial Banks</i>	2010	1	\$25

**TABLE 3: Top 15 All Time Industries**

Industry	Total
Party Committees	\$6,615
Candidate Committees	\$1,350
Retired	\$1,265
Miscellaneous Manufacturing & Distributing	\$1,000

Industry	Total
Securities & Investment	\$1,000
Electric Utilities	\$500
Health Professionals	\$300
Lawyers & Lobbyists	\$150
Special Trade Contractors	\$130
Commercial Banks	\$95
Education	\$76
Automotive	\$65
Retail Sales	\$60
Real Estate	\$50
Military	\$50

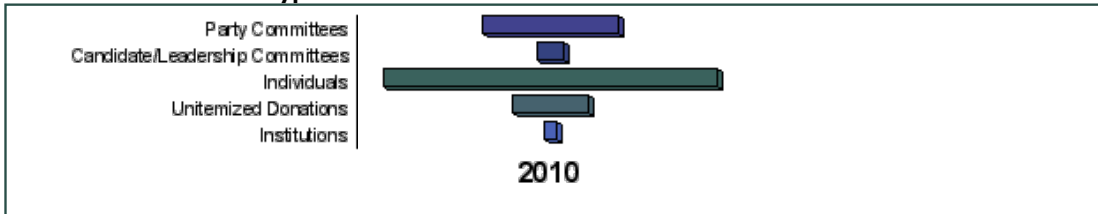
**FIGURE A: Sector Trends**



[return to top](#)

**Contributor Type Profile**


**FIGURE B: Contributor Type Trends**



[return to top](#)

**Geographic Profile**

**FIGURE C: In State/Out of State Trends**



**TABLE 4: Top 15 All Time Cities** View by : **City State Zip**  
City, State **Total**

Raleigh, NC	\$7,945
Henderson, NC	\$3,952
Youngsville, NC	\$1,445
Wellesley, MA	\$1,000
Louisburg, NC	\$930
Charlotte, NC	\$828
New York, NY	\$750
Seagrove, NC	\$620
Upland, IN	\$599
Aliso Viejo, CA	\$500
Philadelphia, PA	\$395
Cary, NC	\$370
Franklinton, NC	\$350
Fuquay Varina, NC	\$300
Wake Forest, NC	\$280

[return to top](#)

<http://www.followthemoney.org/database/uniquecandidate.phtml?uc=142462>

833 N. Last Chance Gulch -- Helena, MT 59601

Phone: (406) 449-2480 | (406) 457-2091 (fax)

© Copyright 1999-2011 National Institute on Money in State Politics

Content on this site is licensed under a [Creative Commons Attribution-Noncommercial-Share Alike 3.0 United States License](#) by the National Institute on Money in State Politics.