



Home > Getting Started > COOK, WILLIAM

Candidate Summary

COOK, WILLIAM

TABLE 1: Elections

Details	State	Year	Office	Election Status	Party	Incumbency Status	Total
See Details	NC	2010	HOUSE DISTRICT 006	Won	REPUBLICAN	Challenger	\$130,230
Grand Total							\$130,230

[return to top](#)

Industry Profile



Noteworthy Contributors are contributors that give in multiple states, are significant within their home state, or belong to a national organization with activity in multiple states. Contribution totals listed include contributions to this candidate for election cycles in the listed years.



Results: 1-5 of 5



TABLE 2: Noteworthy Contributors to COOK, WILLIAM

Noteworthy Contributor	Years	Records	↓ Total ↓
NORTH CAROLINA REPUBLICAN PARTY <i>Party Committees</i>	2010	4	\$44,204
NORTH CAROLINA ASSOCIATION OF REALTORS <i>Real Estate</i>	2010	1	\$750
NORTH CAROLINA ASSOCIATION OF ELECTRIC COOPERATIVES <i>Electric Utilities</i>	2010	1	\$500
NORTH CAROLINA BEER & WINE WHOLESALERS ASSOCIATION <i>Beer, Wine & Liquor</i>	2010	1	\$500
EDWARD JONES <i>Securities & Investment</i>	2010	1	\$100

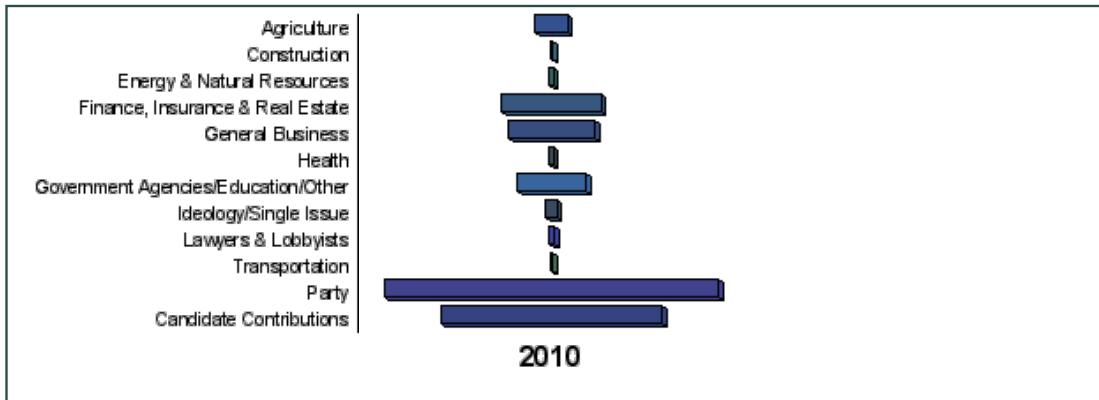
TABLE 3: Top 15 All Time Industries

Industry	Total
Party Committees	\$45,282
Candidate Committees	\$23,250
Retired	\$8,524
Miscellaneous Finance, Insurance & Real Estate	\$8,000
Miscellaneous Business	\$8,000
Securities & Investment	\$4,420
Crop Production & Basic Processing	\$4,200
Republican Officials, Candidates & Former Members	\$3,850
Miscellaneous Manufacturing & Distributing	\$3,000
Candidate Self-finance	\$2,869
Conservative Policy Organization	\$1,500
Real Estate	\$950
Lawyers & Lobbyists	\$600
Electric Utilities	\$500
Beer, Wine & Liquor	\$500

Industry

Total

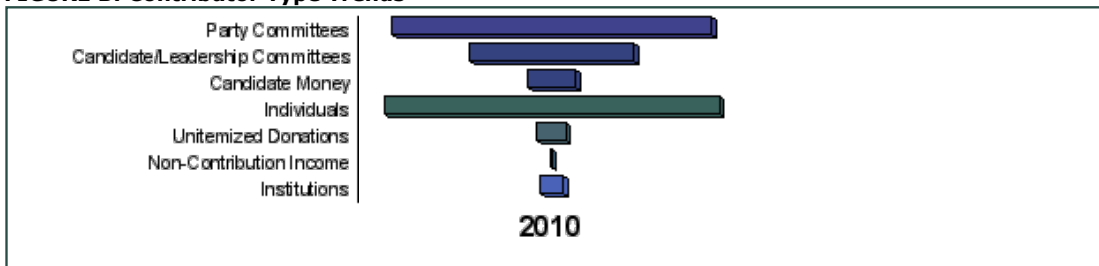
FIGURE A: Sector Trends



[return to top](#)

Contributor Type Profile

FIGURE B: Contributor Type Trends



[return to top](#)

Geographic Profile

FIGURE C: In State/Out of State Trends

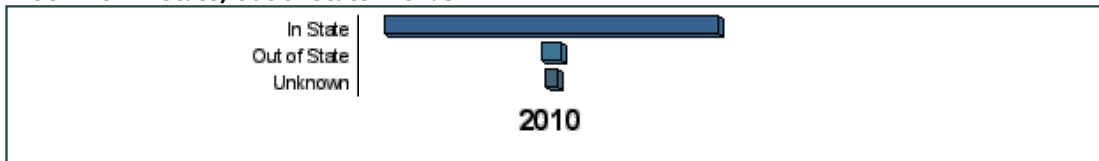


TABLE 4: Top 15 All Time Cities **View by :** **City** **State** **Zip**

City, State	Total
Raleigh, NC	\$59,304
Wilmington, NC	\$16,000
Chocowinity, NC	\$10,150
Charlotte, NC	\$5,500
Citra, FL	\$4,000
Huntersville, NC	\$4,000
Washington, NC	\$2,242
Bethesda, MD	\$2,000
Apex, NC	\$2,000
Asheboro, NC	\$2,000
Hendersonville, NC	\$1,750
Greenville, NC	\$1,528
Albemarle, NC	\$1,500
Lincolnton, NC	\$1,200
Washington, DC	\$1,100



City, State

Total

[return to top](#)

<http://www.followthemoney.org/database/uniquecandidate.phtml?uc=142428>

833 N. Last Chance Gulch -- Helena, MT 59601

Phone: (406) 449-2480 | (406) 457-2091 (fax)

© Copyright 1999-2011 National Institute on Money in State Politics

Content on this site is licensed under a [Creative Commons Attribution-Noncommercial-Share Alike 3.0 United States License](#) by the National Institute on Money in State Politics.